



Frangus ES

Media Center Collection Development Plan
2023-24

DeCheryl Britton
Principal

Derek Estevez
Certified Educational Media Specialist

Table of Contents

Table of Contents	2
Executive Summary	3
District Strategic Plan 2025	3
School Collection Development Plan	3
School Assessment Analysis	4
Collection Analysis	5
Collection Analysis by Category	6
Notes	6
Representation Analysis	7
Results	7
Strategic Focus	8
Budget and Purchasing Plan	9
Annual Budget 2023-2024	9
Purchasing Plan 2023-2024	9
Year-to-Year Collection Change	10

Executive Summary

District Strategic Plan 2025

Orange County Public Schools is the eighth-largest school district in the United States and the fourth largest in Florida. The district serves more than 206,000 students at 202 schools and is one of the largest employers in Central Florida with more than 25,000 team members.

Vision: To ensure every student has a promising and successful future.

Mission: With the support of families and the community, we create enriching and diverse pathways to lead our students to success.

School Collection Development Plan

Frangus ES serves 405 students enrolled in grades Kindergarten through fifth. The student population's ethnicity is made of 22% Hispanic and 78% Non-Hispanic students. Additionally, we serve a diverse population made up of 23% White, 72% Black, 1% Native, 2% Asian, 1% Pacific, and 2% Multicultural students.

The administration includes Principal DeCheryl Britton and Assistant Principal Alicia Josephs Richardson. Frangus ES is proud to offer the many special programs which provide students with opportunities. These include multicultural diversity activities, ESE, and tutoring.

A thorough analysis of the current media center collection at Frangus ES indicates that the average age of the collection is 2010 and the number of books per student is 18. The [American Association for School Libraries](#) has established a criteria for highly effective media centers that includes a ratio of 15-20 books available per student in the collection. At this time, Frangus ES does meet the recommended standards for the number of books per student.

The analysis of the collection also revealed the following areas of strengths and concerns:

- With the exception of 5th grade, more than half of all students are not meeting expected proficiency level for FSA/FAST reading. Therefore, we need low level/high interest titles.
- Black students are 72% of the population but are only represented in 5.1% of books. More books with Black characters/cultures/themes should be ordered.
- Hispanic students are 22% of the population but are represented in 1.3% of books. More books with hispanic characters/cultures/themes should be ordered.
- This collection is in need of more popular fiction, graphic novels, manga, and non-fiction books like cookbooks, cars, and animals that interest students.
- Weeding will focus on aged titles in fiction and/or nonfiction.
- The average publication date of 2010 is acceptable but needs to be improved.
- In addition to the physical media center collection, the district provides almost 5,000 eBooks, audiobooks and digital magazines.

School Assessment Analysis

The school analysis provides an overview of the school's assessment data for the previous two school years.

Proficiency Data							
Assessment	2021-22	Assessment	2022-23	Assessment	2021-22	Assessment	2022-23
		Star Early Literacy Proficiency	27%				
		Star Reading Proficiency	42%				
						Star Math Proficiency	37%
FSA ELA Grade 3	42%	FAST ELA Proficiency Grade 3	37%	FSA Math Grade 3	48%	FAST Math Proficiency Grade 3	42%
FSA ELA Grade 4	50%	FAST ELA Proficiency Grade 4	42%	FSA Math Grade 4	45%	FAST Math Proficiency Grade 4	45%
FSA ELA Grade 5	33%	FAST ELA Proficiency Grade 5	58%	FSA Math Grade 5	32%	FAST Math Proficiency Grade 5	52%
NGSSS Sci 5 EOC	32%	NGSSS Sci 5 EOC	48%				

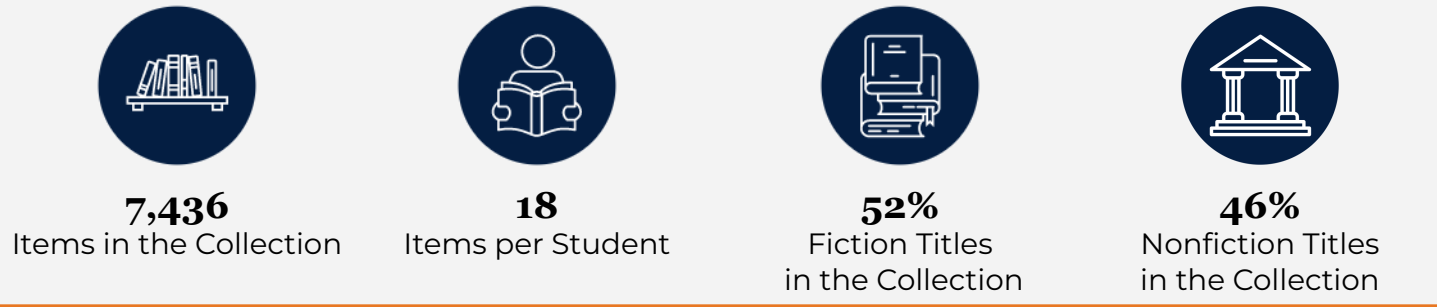
Comparison between 2021-22 and 2022-23 Testing Data

(adapted from <https://www.fldoe.org/accountability/assessments/k-12-student-assessment/results/2023.stml>)

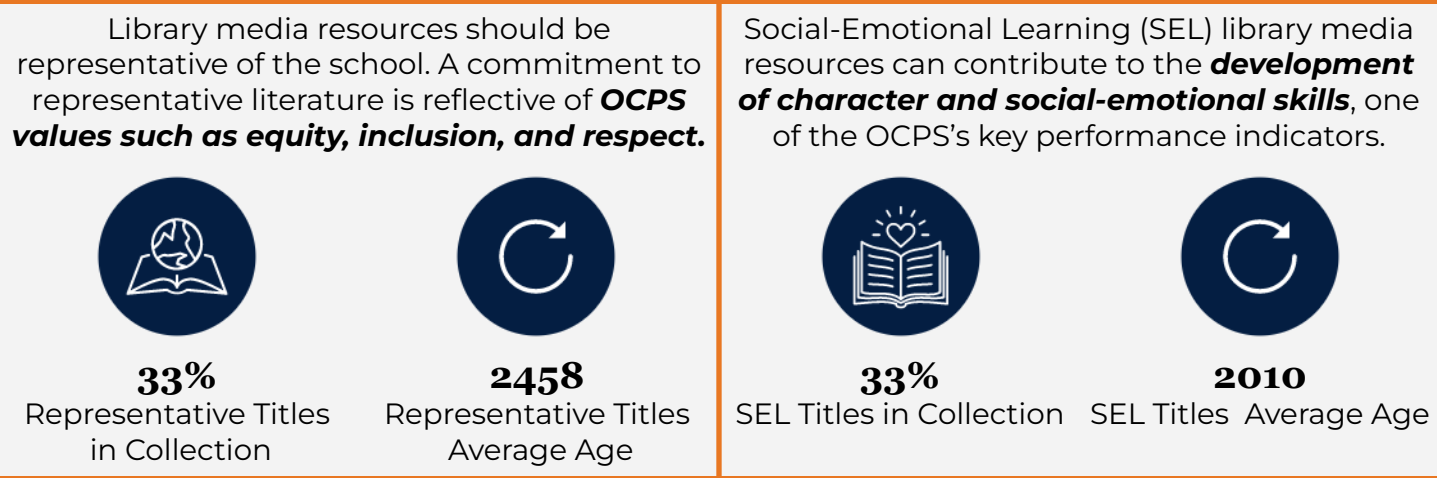
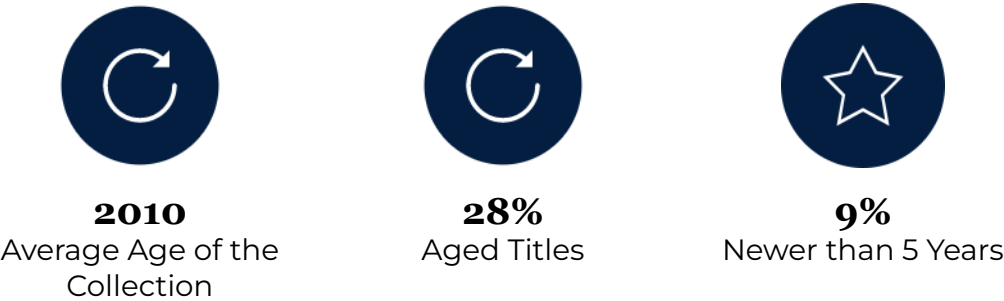
In 2023, the state transitioned from Florida Standards Assessments (FSA) to Florida Assessment of Student Thinking (FAST) for English Language Arts (ELA) and Mathematics. The 2022-23 for FAST and Benchmarks for Excellent Student Thinking (B.E.S.T.) End-of-Course (EOC) assessments are based on **provisional** achievement level cuts that are linked to each assessment's respective 2021-22 reporting scale. Comparisons should not be made between the 2023 data and previous years' data. The implementation of FAST K-2 in the 2022-23 school year was the first administration of statewide assessments for students in grades K-2. These assessments include Star Early Literacy Proficiency, Star Reading Proficiency, and Star Math Proficiency.

Collection Analysis

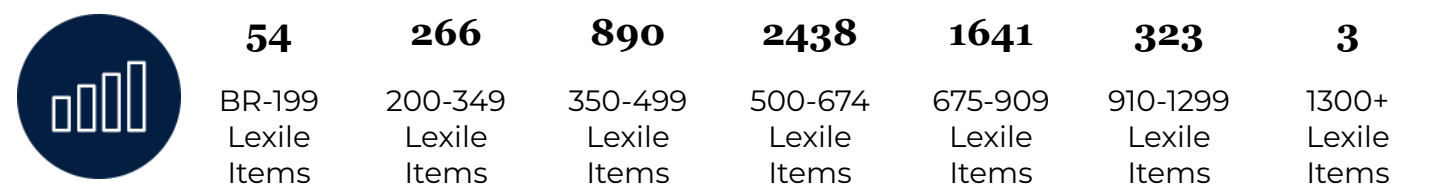
The collection is developed for and influenced by students, their interests, academic needs and alignment to the curriculum. The data below is a snapshot of the collection based on a Titlewise Analysis from July 2023. Purchasing or weeding after that time is not reflected in this data.



Library media resources are curated to include both recently published works and classics that both rightfully impact the average age of the collection.



Library media resources are distributed across the **Lexile reading level ranges** noted below.



Collection Analysis by Category

The information collected in this section provides a detailed look at the current library collection by classification and genre. The information was gathered from Follett Destiny, the library management system, and Titlewave, the vendor's ordering and analysis tool.

Section	# of Titles	Average Age
Computer Science, Information & General Works	35	2015
Philosophy & Psychology	54	2012
Religion	32	2013
Social Sciences	477	2010
Language	194	2007
Science	861	2013
Technology	498	2014
Arts & Recreation	277	2015
Literature	97	2009
History & Geography	444	2012
Biography	351	2013
Easy	1782	2005
General Fiction	1845	2011
Graphic Novels	243	2015

Notes

- Weeding out the old items and purchasing newer technology books.
- Weeding out the old items and purchasing newer language arts books.

Representation Analysis

Enrollment & Demographic Data					
405 2023-24 Student Enrollment as of September 7, 2023	Subgroups		Federal Ethnicity		
	24% ELL	16% ESE	22% Hispanic	78% Non-Hispanic	
Federal Race Category					
23% White	72% Black	1% Native	2% Asian	1% Pacific	2% Multicultural

To deepen focus on strategic collection development, specific sections of the collection were analyzed in detail to determine whether the media center collection reflects and represents various points of view and experiences. The goal is to provide a balanced collection that can be both a mirror to reflect a reader's experience, and a window so readers can experience different viewpoints.

Results

Based on the available school data of Frangus ES in comparison to Collection Analysis results, it was found that:

Student Representation	% of Students	Total # of Titles	Total % of Titles	Avg. Age of Titles
Black	72%	379	5.1%	2010
Hispanic	22%	96	1.3%	2011
Asian	2%	56	0.75%	2012
Native	1%	45	0.6%	2006

Strategic Focus

This page lists the priorities for selection and weeding for each school year and includes the action, updates, and outcomes. This is subject to change due to funding and time constraints.

School Year	Strategic Focus
2023-2024	Selection Priorities <ul style="list-style-type: none">● Priority 1: Books representative of Black students● Priority 2: Books representative of Hispanic students● Priority 3: Popular fiction and graphic novels
	Weeding Priorities <ul style="list-style-type: none">● Priority 1: Aged Titles● Priority 2: Arts & Recreation (sports, etc)● Priority 3: Language section (nonfiction)
2024-2025	Selection Priorities <ul style="list-style-type: none">● Priority 1: Popular Nonfiction (cars, cooking, animals))● Priority 2: Books representative of Hispanic & Black students● Priority 3: Technology books
	Weeding Priorities <ul style="list-style-type: none">● Priority 1: Easy Fiction section (E)● Priority 2: Biographies● Priority 3: Duplicate titles

Budget and Purchasing Plan

This page outlines the current budget available and specifically lists the priorities for this school year (2023-2024).

Annual Budget 2023-2024

State Funds	
Source	Amount
State (1001111000)	\$9,349.66
Internal Accounts	
Source	Amount
Book Fair Profits	\$0.00
Scholastic Bucks	\$0.00
Library Fines	\$0.00
Grants or Donations	\$0.00
TOTAL	\$9,349.66

Purchasing Plan 2023-2024





Approximate Purchasing Plan	
Purpose	Amount
Sunshine State (SSYRA)	\$200
Books representative of Hispanic students	\$500
Books representative of Black students	\$1000
New, Popular Fiction	\$1000
Graphic Novels	\$1000
TOTAL	\$4200

Year-to-Year Collection Change

The information below represents the year-to-year change within the library media center collection from the 2022-23 to 2023-24 school year. The 2022-23 data is based on a collection analysis from June 2022, while the 2023-24 is based on a collection analysis from July 2023.

Data Reflection

- There was no media specialist for the 2022-2023 school year, so there have been no significant changes.

2022-23 Purchased and Weeded Materials		
Materials Added to the Collection	2 ebooks	Materials Weeded from the Collection0
Category	2022-23	2023-24
 Items in the Collection	7436	7,436
 Items per Student	18	18
 Average Age of Collection	2010	2010
 Representative Titles in the Collection	34%	34%